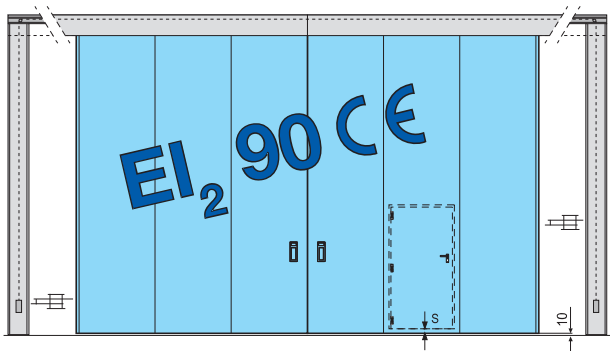
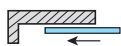
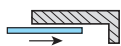
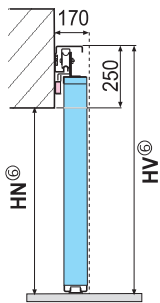


VERSIONE CONTRAPPESO NORMALE 2 ANTE - **MARCATO C €** - CONFORME EN 16034 - EN 13241



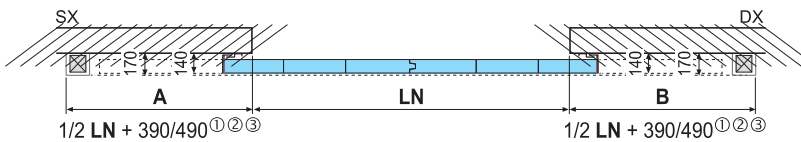
APERTURA: SX  DX 

APPLICAZIONE TRAVE C.A.



APPLICAZIONE CONTRAPPESO BASE

Su richiesta contrappeso ad angolo per contenere l'ingombro sino a 40 mm per lato. ③



LN	ingombro lato apertura A/B ① ②
fino a 2700 mm	1/2 LN + 390 mm
2701 fino 4900 mm	1/2 LN + 420 mm
4901 fino 8000 mm	1/2 LN + 490 mm

APPLICAZIONE TRAVE IN LUCE

